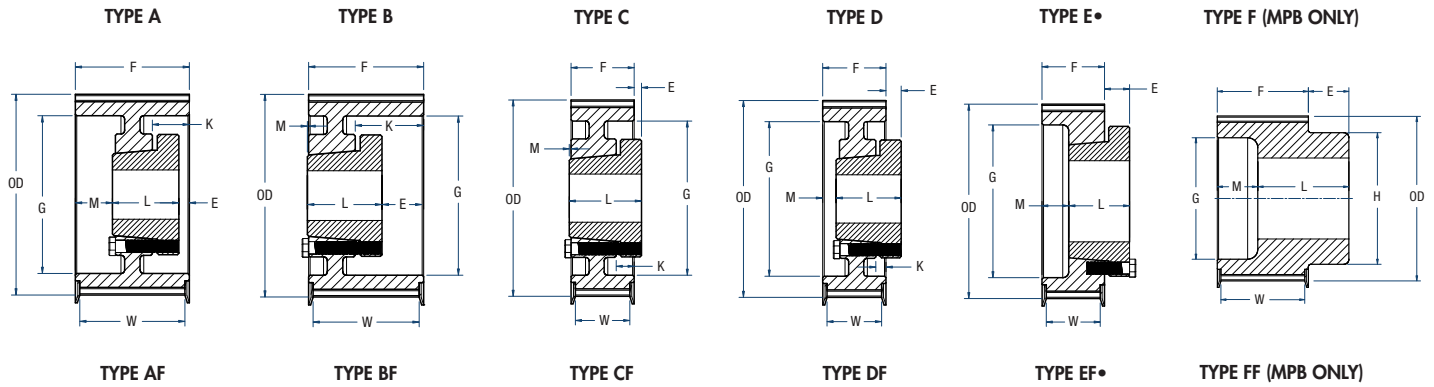



# HTD 8mm

## Timing Pulley 20mm Wide Belts



20mm (0.79 in) Wide Belts (8M-20)

No. of Teeth	Catalog Number	Bore	Pitch	Diameter (in)		Type+	Max Bore	Dimensions (in)								Approx. Weight* (lbs)
				O.D.	Flange			E	L	M	K	H	F	G	W	
20	P20-8M-20-MPB	1/2	2.005	1.951	2.375	F1F	7/8	5/8	1-3/4	0	—	1-3/8	1-1/8	—	7/8	0.90
21	P21-8M-20-MPB	1/2	2.105	2.051	2.468	F1F	1	5/8	1-3/4	0	—	1-1/2	1-1/8	—	7/8	1.00
22	P22-8M-20-MPB	1/2	2.206	2.152	2.562	F1F	1-3/16	5/8	1-3/4	0	—	1-5/8	1-1/8	—	7/8	1.60
24	P24-8M-20-JA	JA	2.406	2.352	2.750	E1F•	1-1/4	9/16	1-1/16	7/16	—	—	1-1/8	1.34	7/8	1.50
26	P26-8M-20-JA	JA	2.607	2.553	2.937	E1F•	1-1/4	9/16	1-1/16	7/16	—	—	1-1/8	1.34	7/8	1.80
28	P28-8M-20-H	H	2.807	2.753	3.156	E1F•	1-3/8	1/4	1-1/4	3/8	—	—	1-1/8	1.57	7/8	1.40
30	P30-8M-20-H	H	3.008	2.954	3.344	E1F•	1-3/8	1/4	1-1/4	3/8	—	—	1-1/8	1.57	7/8	1.90
32	P32-8M-20-H	H	3.208	3.154	3.562	C1F	1-3/8	1/8	1-1/4	0	1/4	—	1-1/8	2.56	7/8	2.00
34	P34-8M-20-SH	SH	3.409	3.355	3.750	D1F	1-11/16	3/16	1-1/4	1/16	5/16	—	1-1/8	2.75	7/8	2.20
36	P36-8M-20-SH	SH	3.609	3.555	3.937	D1F	1-11/16	3/16	1-1/4	1/16	5/16	—	1-1/8	2.82	7/8	2.50
38	P38-8M-20-SH	SH	3.810	3.756	4.156	D1F	1-11/16	3/16	1-1/4	1/16	5/16	—	1-1/8	3.00	7/8	2.80
40	P40-8M-20-SH	SH	4.010	3.956	4.344	D1F	1-11/16	3/16	1-1/4	1/16	5/16	—	1-1/8	3.00	7/8	3.00
44	P44-8M-20-SDS	SDS	4.411	4.357	4.750	C1F	2	3/16	1-1/4	0	3/8	—	1-1/8	3.50	7/8	3.20
48	P48-8M-20-SDS	SDS	4.812	4.758	5.157	C1F	2	3/16	1-5/16	0	3/8	—	1-1/8	3.80	7/8	3.40
56	P56-8M-20-SDS	SDS	5.614	5.560	5.937	C1F	2	3/16	1-5/16	0	3/8	—	1-1/8	4.60	7/8	4.50
64	P64-8M-20-SDS	SDS	6.416	6.362	6.750	C1F	2	3/16	1-5/16	0	3/8	—	1-1/8	5.40	7/8	5.50
72	P72-8M-20-SDS	SDS	7.218	7.164	7.562	C1F	2	3/16	1-5/16	0	3/8	—	1-1/8	6.20	7/8	6.00
80	P80-8M-20-SDS	SDS	8.020	7.966	8.375	C2F	2	3/16	1-5/16	0	3/8	—	1-1/8	6.90	7/8	6.50
90	P90-8M-20-SDS	SDS	9.023	8.969	—	C2	2	3/16	1-5/16	0	3/8	—	1-1/8	7.62	—	7.00
112	P112-8M-20-SK	SK	11.229	11.175	—	C3	2-5/8	3/4	1-15/16	1/16	1/16	—	1-1/8	9.87	—	10.50
144	P144-8M-20-SF	SF	14.447	14.388	—	C3	2-15/16	3/4	2-1/16	1/16	1/16	—	1-1/8	12.88	—	14.50

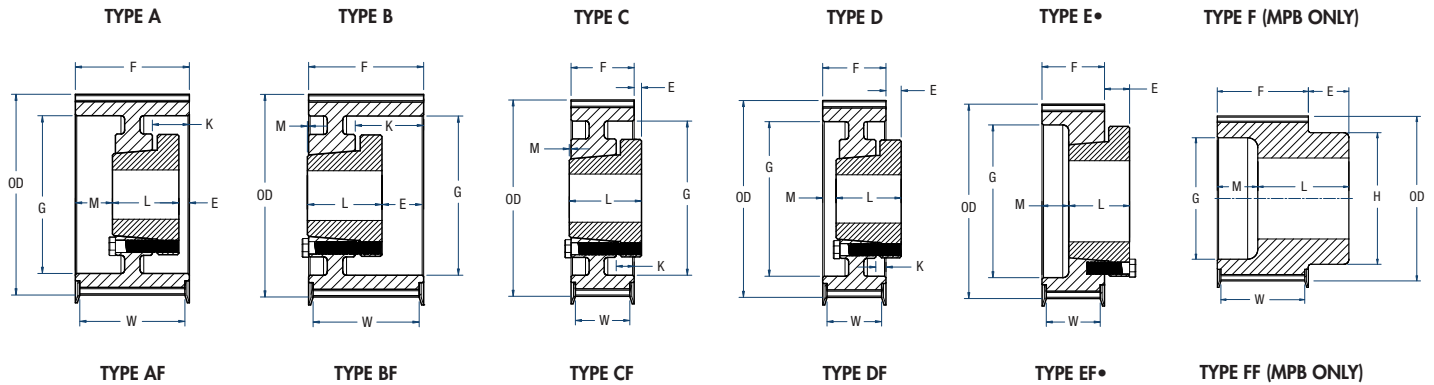

\*Weight shown is for sprocket less bushing.

•Reverse mount only.

+The numbers (1=Solid, 2=Web, 3=Arms) within "Type" indicates construction, and the letter F indicates the pulley has flanges.

# HTD 8mm

## Timing Pulley 30mm Wide Belts



30mm (1.18 in) Wide Belts (8M-30)

No. of Teeth	Catalog Number	Bore	Pitch	Diameter (in)		Type+	Max Bore	Dimensions (in)								Approx. Weight* (lbs)
				O.D.	Flange			E	L	M	K	H	F	G	W	
20	P20-8M-30-MPB	1/2	2.005	1.951	2.375	F1F	7/8	5/8	2-1/8	0	—	1-3/8	1-1/2	—	1-1/8	1.10
21	P21-8M-30-MPB	1/2	2.105	2.051	2.468	F1F	1	5/8	2-1/8	0	—	1-1/2	1-1/2	—	1-1/8	1.30
22	P22-8M-30-MPB	1/2	2.206	2.152	2.562	F1F	1-3/16	5/8	2-1/8	0	—	1-5/8	1-1/2	—	1-1/4	1.40
24	P24-8M-30-MPB	1/2	2.406	2.352	2.750	F1F	1-1/4	5/8	2-1/8	0	—	1-13/16	1-1/2	—	1-1/4	1.80
26	P26-8M-30-MPB	1/2	2.607	2.553	2.937	F1F	1-1/4	3/4	2-1/4	0	—	2	1-1/2	—	1-1/4	2.20
28	P28-8M-30-H	H	2.807	2.753	3.156	E1F•	1-1/4	5/8	1-1/4	3/8	—	—	1-1/2	1.57	1-1/4	1.70
30	P30-8M-30-H	H	3.008	2.954	3.344	E1F•	1-3/8	5/8	1-1/4	3/8	—	—	1-1/2	1.57	1-1/4	1.90
32	P32-8M-30-H	H	3.208	3.154	3.562	B1F	1-3/8	1/4	1-1/4	0	5/8	—	1-1/2	2.56	1-1/4	2.10
34	P34-8M-30-SH	SH	3.409	3.355	3.750	A1F	1-3/8	3/16	1-1/4	1/16	11/16	—	1-1/2	2.75	1-1/4	2.40
36	P36-8M-30-SH	SH	3.609	3.555	3.937	A1F	1-11/16	3/16	1-1/4	1/16	11/16	—	1-1/2	2.82	1-1/4	2.80
38	P38-8M-30-SH	SH	3.810	3.756	4.156	A1F	1-11/16	3/16	1-1/4	1/16	11/16	—	1-1/2	3.00	1-1/4	3.20
40	P40-8M-30-SH	SH	4.010	3.956	4.344	A1F	1-11/16	3/16	1-1/4	1/16	11/16	—	1-1/2	3.00	1-1/4	3.60
44	P44-8M-30-SDS	SDS	4.411	4.357	4.750	B1F	1-11/16	3/16	1-5/16	0	3/4	—	1-1/2	3.50	1-1/4	3.80
48	P48-8M-30-SDS	SDS	4.812	4.758	5.157	B1F	2	3/16	1-5/16	0	3/4	—	1-1/2	3.80	1-1/4	4.20
56	P56-8M-30-SDS	SDS	5.614	5.560	5.937	B1F	2	3/16	1-5/16	0	3/4	—	1-1/2	4.60	1-1/4	4.80
64	P64-8M-30-SK	SK	6.416	6.362	6.750	C1F	2	3/8	1-7/8	0	1/4	—	1-1/2	5.40	1-1/4	6.10
72	P72-8M-30-SK	SK	7.218	7.164	7.562	C1F	2-5/8	3/8	1-7/8	0	1/4	—	1-1/2	6.20	1-1/4	6.80
80	P80-8M-30-SK	SK	8.020	7.966	8.375	C2F	2-5/8	3/8	1-7/8	0	1/4	—	1-1/2	6.90	1-1/4	7.50
90	P90-8M-30-SK	SK	9.023	8.969	—	C2	2-5/8	3/8	1-7/8	0	1/4	—	1-1/2	7.62	—	11.00
112	P112-8M-30-SK	SK	11.229	11.175	—	C3	2-5/8	3/8	1-7/8	0	1/4	—	1-1/2	9.87	—	13.00
144	P144-8M-30-SF	SF	14.447	14.383	—	C3	2-15/16	9/16	2-1/16	0	1/4	—	1-1/2	12.88	—	25.50
192	P192-8M-30-E	E	19.249	19.195	—	C3	—	1-5/16	2-5/8	1/16	1/16	—	1-1/2	17.63	—	30.00

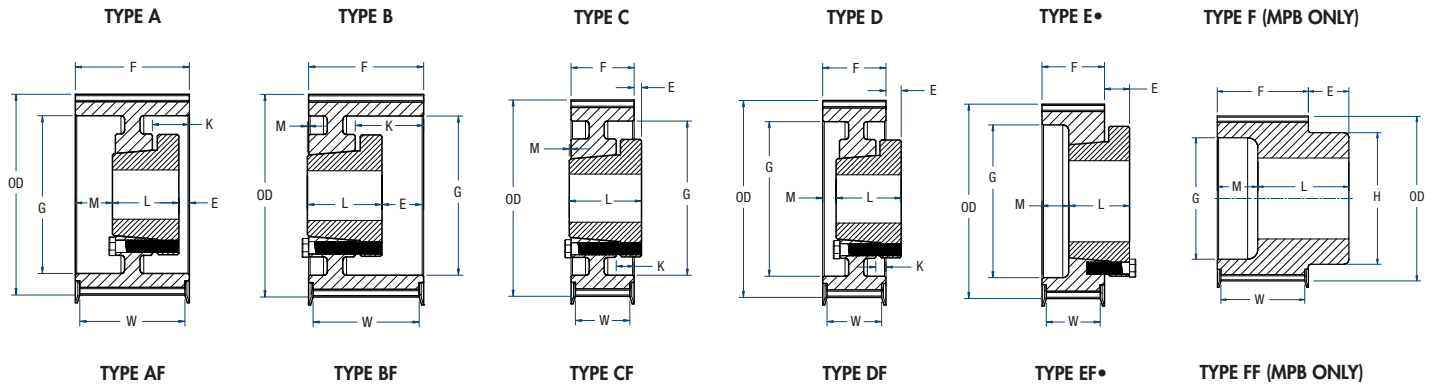

\*Weight shown is for sprocket less bushing.

•Reverse mount only.

+The numbers (1=Solid, 2=Web, 3=Arms) within "Type" indicates construction, and the letter F indicates the pulley has flanges.

# HTD 8mm

## Timing Pulley 50mm Wide Belts



50mm (1.97 in) Wide Belts (8M-50)

No. of Teeth	Catalog Number	Bore	Pitch	Diameter (in)		Type+	Max Bore	Dimensions (in)							Approx. Weight* (lbs)	
				O.D.	Flange			E	L	M	K	H	F	G		W
28	P28-8M-50-MPB	1/2	2.807	2.753	3.156	F1F	1-1/4	3/4	3-1/8	0	—	2-9/32	2-3/8	—	2-1/8	4.2
30	P30-8M-50-MPB	1/2	3.008	2.954	3.344	F1F	1-1/4	3/4	3-1/8	0	—	2-15/32	2-3/8	—	2-1/8	4.9
32	P32-8M-50-MPB	1/2	3.208	3.154	3.562	F1F	1-5/8	3/4	3-1/8	0	—	2-19/32	2-3/8	—	2-1/8	5.4
32	P32-8M-50-H	H	3.208	3.154	3.562	A1F	1-1/2	1/2	1-1/4	5/8	3/4	—	2-3/8	2.56	2-1/8	2.9
34	P34-8M-50-SH	SH	3.409	3.355	3.750	A1	1-11/16	0	1-1/4	1-1/8	1/2	—	2-3/8	2.75	2-1/8	3.2
36	P36-8M-50-SH	SH	3.609	3.555	3.937	A1	1-11/16	0	1-1/4	1-1/8	1/2	—	2-3/8	2.82	2-1/8	3.8
38	P38-8M-50-SH	SH	3.810	3.756	4.156	A1	1-11/16	0	1-1/4	1-1/8	1/2	—	2-3/8	3.00	2-1/8	4.2
40	P40-8M-50-SH	SH	4.010	3.956	4.344	A1	1-11/16	0	1-1/4	1-1/8	1/2	—	2-3/8	3.00	2-1/8	4.6
44	P44-8M-50-SD	SD	4.411	4.357	4.750	A1	2	0	1-13/16	9/16	9/16	—	2-3/8	3.50	2-1/8	5.2
48	P48-8M-50-SD	SD	4.812	4.758	5.157	A1	2	0	1-13/16	9/16	9/16	—	2-3/8	3.80	2-1/8	6.0
56	P56-8M-50-SK	SK	5.614	5.560	5.937	D1F	2-5/8	1/16	1-7/8	9/16	9/16	—	2-3/8	4.60	2-1/8	7.6
64	P64-8M-50-SK	SK	6.416	6.362	6.750	D1F	2-5/8	1/16	1-7/8	9/16	9/16	—	2-3/8	5.40	2-1/8	10.3
72	P72-8M-50-SK	SK	7.218	7.164	7.562	D1F	2-5/8	1/16	1-7/8	9/16	9/16	—	2-3/8	6.20	2-1/8	13.3
80	P80-8M-50-SF	SF	8.020	7.966	8.326	D1F	2-7/8	1/16	2	7/16	9/16	—	2-3/8	6.90	2-1/8	12.7
90	P90-8M-50-SF	SF	9.023	8.969	—	D2	2-7/8	1/16	2	7/16	9/16	—	2-3/8	7.62	2-1/8	16.0
112	P112-8M-50-SF	SF	11.229	11.175	—	D3	2-7/8	1/16	2	7/16	9/16	—	2-3/8	9.88	2-1/8	21.0
144	P144-8M-50-E	E	14.437	14.383	—	D3	3-1/2	1/2	2-5/8	2	3/8	—	2-3/8	12.88	2-1/8	35.0
192	P192-8M-50-E	E	19.249	19.195	—	D3	3-1/2	1/2	2-5/8	2	3/8	—	2-3/8	17.63	2-1/8	45.0

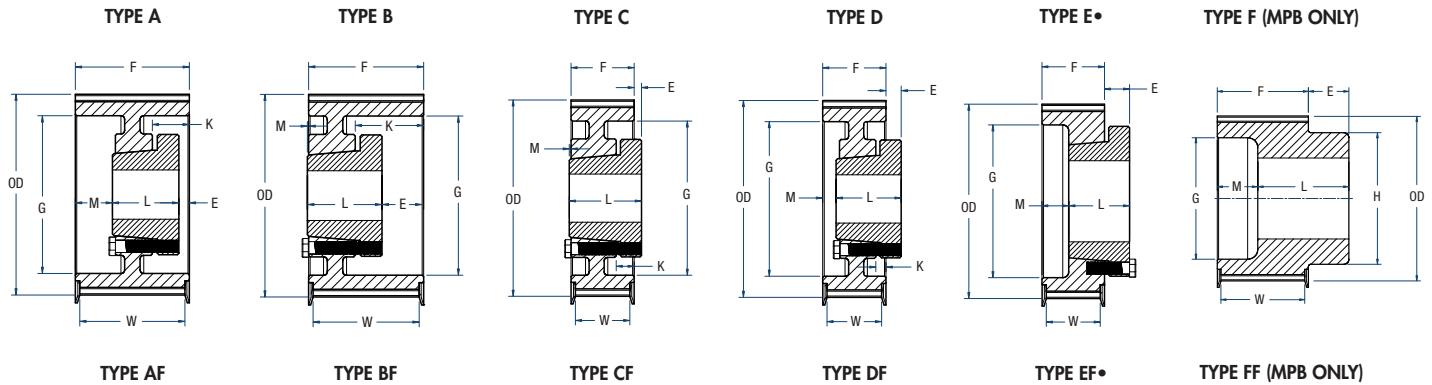
\*Weight shown is for sprocket less bushing.

•Reverse mount only.

+The numbers (1=Solid, 2=Web, 3=Arms) within "Type" indicates construction, and the letter F indicates the pulley has flanges.

# HTD 8mm

## Timing Pulley 85mm Wide Belts



85mm (3.35 in) Wide Belts (8M-85)																
No. of Teeth	Catalog Number	Bore	Pitch	Diameter (in)		Type+	Max Bore	Dimensions (in)								Approx. Weight* (lbs)
				O.D.	Flange			E	L	M	K	H	F	G	W	
34	P34-8M-85-MPB	SH	3.409	3.355	3.819	F1F	1-11/16	3/4	4-1/2	0	—	2-57/64	3-3/4	—	3-1/2	10.0
34	P34-8M-85-SH	SH	3.409	3.355	3.819	A1F	1-11/16	1	1-1/4	1-1/2	1-1/2	—	3-3/4	2.75	3-1/2	4.6
36	P36-8M-85-MPB	SH	3.609	3.555	3.937	F1F	1-3/4	3/4	4-1/2	0	—	3	3-3/4	—	3-1/2	11.3
36	P36-8M-85-SH	SH	3.609	3.555	3.937	A1F	1-11/16	1	1-1/4	1-1/2	1-1/2	—	3-3/4	2.82	3-1/2	5.2
38	P38-8M-85-MPB	SH	3.810	3.756	4.134	F1F	1-15/16	3/4	4-1/2	0	—	3-3/16	3-3/4	—	3-1/2	12.6
38	P38-8M-85-SH	SH	3.810	3.756	4.134	A1F	1-11/16	1	1-1/4	1-1/2	1-1/2	—	3-3/4	3.00	3-1/2	5.8
40	P40-8M-85-MPB	SD	4.010	3.956	4.344	F1F	2-1/8	3/4	4-1/2	0	—	3-13/32	3-3/4	—	3-1/2	14.9
40	P40-8M-85-SD	SD	4.010	3.956	4.344	A1F	2	11/16	1-13/16	1-1/4	1-1/4	—	3-3/4	3.25	3-1/2	5.6
44	P44-8M-85-MPB	SD	4.411	4.357	4.750	F1F	2-1/4	3/4	4-1/2	0	—	3-51/64	3-3/4	—	3-1/2	17.2
44	P44-8M-85-SD	SD	4.411	4.357	4.750	A1F	2	11/16	1-13/16	1-1/4	1-1/4	—	3-3/4	3.50	3-1/2	6.2
48	P48-8M-85-MPB	SD	4.812	4.758	5.157	F1F	2-1/2	3/4	4-1/2	0	—	4-3/16	3-3/4	—	3-1/2	20.6
48	P48-8M-85-SD	SD	4.812	4.758	5.157	A1F	2	11/16	1-13/16	1-1/4	1-1/4	—	3-3/4	3.80	3-1/2	7.8
56	P56-8M-85-MPB	SK	5.614	5.560	5.937	F1F	3	3/4	4-1/2	0	—	5	3-3/4	—	3-1/2	28.0
56	P56-8M-85-SK	SK	5.614	5.560	5.937	A1F	2-5/8	5/8	1-7/8	1-1/4	1-1/4	—	3-3/4	4.60	3-1/2	9.8
64	P64-8M-85-SF	SK	6.416	6.362	6.750	A1F	2-5/8	5/8	1-7/8	1-1/4	1-1/4	—	3-3/4	5.40	3-1/2	13.0
72	P72-8M-85-E	SF	7.218	7.164	7.562	A1F	2-15/16	5/8	2	1-1/8	1-1/4	—	3-3/4	6.20	3-1/2	16.0
80	P80-8M-85-E	SF	8.020	7.966	8.375	A1	2-15/16	5/8	2	1-1/8	1-1/4	—	3-3/4	6.90	3-1/2	17.0
90	P90-8M-85-E	SF	9.023	8.969	—	A2	2-15/16	5/8	2	1-1/8	1-1/4	—	3-3/4	7.62	—	20.0
112	P112-8M-85-F	SF	11.229	11.175	—	A3	2-15/16	5/8	2	1-1/8	1-1/4	—	3-3/4	9.88	—	28.0
144	P144-8M-85-F	E	14.447	14.383	—	A3	3-1/2	3/16	2-5/8	15/16	1-1/16	—	3-3/4	12.88	—	46.0
192	P192-8M-85-F	E	19.249	19.195	—	A3	3-1/2	3/16	2-5/8	15/16	1-1/16	—	3-3/4	17.63	—	61.0

\*Weight shown is for sprocket less bushing.

•Reverse mount only.

+The numbers (1=Solid, 2=Web, 3=Arms) within "Type" indicates construction, and the letter F indicates the pulley has flanges.